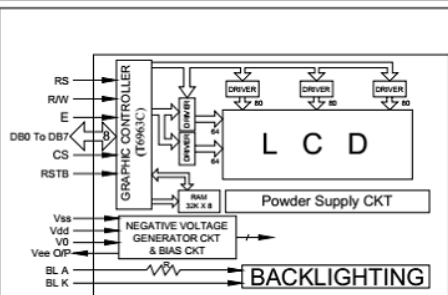
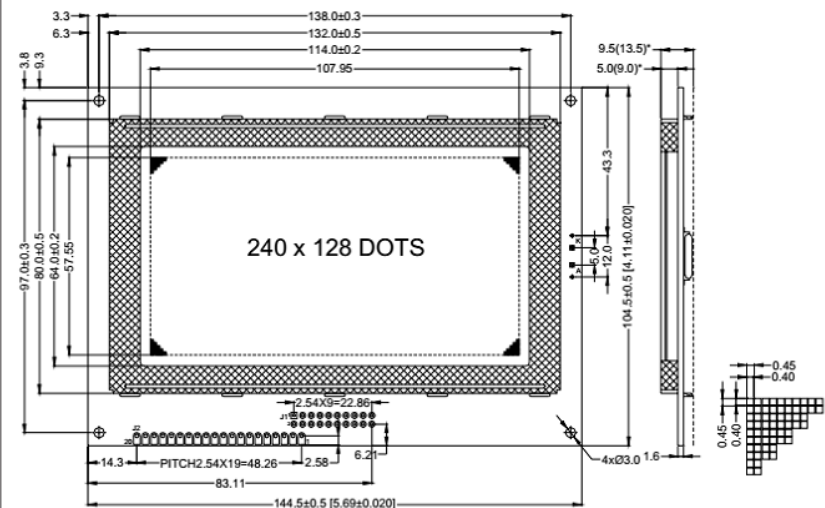
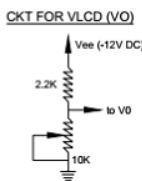


LG241282 [240 x 128, 1/128 MUX]

DIMENSION IN MM



CONTROLLER: T6963C
COM. IC: T6A40 OR EQUIVALENT
SEG. IC: T6A39 OR EQUIVALENT



PIN No.		DESCRIPTION
J1	J2	
1	1	Gnd
2	2	Vcc
3	3	Vo (Vlcd)
4	4	ClO
5	5	RD
6	6	WR
7	7	DB0
8	8	DB1
9	9	DB2
10	11	DB3
11	11	DB4
12	12	DB5
13	13	DB6
14	14	DB7
15	15	OE
16	16	RESET
17	17	Vee O/P
18	18	FS1
19	19	A(LED) / EL+
20	20	K(LED) / EL-

TABULATED DATA

MODEL	DISPLAY FORMAT DOT x DOT	DRIVING DUTY	DOT SIZE W x H	DOT PITCH W x H	VIEWING AREA W x H	PCB SIZE W x H
LG241282	240 x 128	1/128	0.40 x 0.40	0.45 x 0.45	114.0 x 64.0	144.5 x 104.5

LAMPEx reserves all rights. Specification might alter without prior notice.

CAUTION: STATIC SENSITIVE DEVICES

ABSOLUTE MAXIMUM RATING

ITEM	SYMBOL	TEST CONDITION	STANDARD VALUES			UNITS
			MIN.	TYP.	MAX.	
Power Supply for Logic	V _{dd} -V _{ss}	T _a = 25°C	0	-	6.7	V
Input Voltage	V	T _a = 25°C	0	-	V _{dd}	V
Operating Voltage for LCD	V _{dd} -V _{ee}	T _a = 25°C	0	-	- 12	V
Operating Temperature	T _{op}	-	-15	-	+ 65	°C
Storage Temperature	T _{st}	-	- 20	-	+ 70	°C

ELECTRICAL DATA (T_a = 25°C, V_{dd} = +5V ± 0.25V)

ITEM	SYMBOL	TEST CONDITION	STANDARD VALUES			UNITS
			MIN.	TYP.	MAX.	
Input High Voltage	V _{ih}	-	2.4	-	V _{dd}	V
Input Low Voltage	V _{il}	-	V _{ss}	-	0.7	V
Output High Voltage	V _{oh}	I _{oh} = 0.6mA	V _{dd} -0.4	-	V _{dd}	V
Output Low Voltage	V _{ol}	I _{ol} = 1.6mA	-	-	0.4	V
Supply Current	I _{dd}	V _{dd} = 5.0V	-	14.0	25.0	mA
Operating Voltage for LCD	V _{dd} -V _{out}	T _a = 0°C	-5.2	-12.2	-16.0	V
		T _a = 25°C	-4.8	-10.2	-14.2	V
LED Backlight Current	I _{LED}	V _{dd} = 5.0V	160	180	220	mA

NOTE

RAM OPTION:

RAM SIZE DISPLAY MODE
32K : Character & Graphic

Other Details:

For details relating to the Initialization, Instruction Set, Timing Diagram, Please refer to the LCD Controller (T6963C) Datasheet.

Ordering Details:

Different Grades & Options are available in this LCD Module. Please contact us at the time of ordering for the ordering Codes.